



MUNICIPIO DE COZUMEL
Estado Analítico del Ejercicio del Presupuesto de Egresos
Clasificación Administrativa
Del 1 de Enero al 31 de Marzo de 2018


Concepto	Egresos					Subejercicio
	Aprobado	Ampliaciones/ (Reducciones)	Modificado	Devengado	Pagado	
	1	2	3 = (1+2)	4	5	6 = (3-4)
100 HORABLE CABILDO	\$491,796,308	-\$206,551	\$491,589,756	\$97,755,544	\$88,111,125	\$393,834,213
101 SINDICATURA MUNICIPAL	\$1,252,849	\$49,586	\$1,302,415	\$402,804	\$401,585	\$899,611
102 CUERPO DE REGIDORES	\$6,359,001	\$278,875	\$6,637,876	\$2,058,764	\$2,056,178	\$4,579,112
111 PRESIDENCIA MUNICIPAL	\$6,729,315	\$80,984	\$6,810,299	\$1,543,032	\$1,503,945	\$5,267,267
112 SECRETARIA TECNICA	\$10,162,914	-\$33,506	\$10,129,408	\$1,620,339	\$1,608,123	\$8,509,069
113 DIRECCION DE COMUNICACION SOCIAL	\$6,974,900	\$25,797	\$7,000,697	\$823,400	\$796,118	\$6,177,297
114 SECRETARIA PARTICULAR	\$195,403	\$0	\$195,403	\$168	\$0	\$195,235
121 DESPACHO DE SECRETARIA GENERAL	\$10,938,340	\$398,050	\$11,336,390	\$2,967,444	\$2,940,896	\$8,368,946
122 DIRECCION DE PROTECCION CIVIL	\$14,805,533	\$64,439	\$14,869,971	\$3,176,727	\$3,150,081	\$11,693,244
123 DIRECCION DE TRANSPORTE MUNICIPAL	\$2,777,902	\$9,105	\$2,787,007	\$661,968	\$659,799	\$2,125,039
124 DIRECCION JURIDICA	\$4,593,098	\$147,959	\$4,741,057	\$990,858	\$981,489	\$3,750,199
125 OFICIAL DEL REGISTRO CIVIL	\$3,336,258	\$17,859	\$3,354,117	\$761,096	\$737,806	\$2,593,021
131 DIRECCION DE SEGURIDAD PUBLICA Y TRANSITO MUNICIPAL	\$44,679,376	\$475,955	\$45,155,331	\$10,806,838	\$10,573,105	\$34,348,493
141 DESPACHO DE LA OFICIALIA MAYOR	\$65,788,913	\$78,931	\$65,867,844	\$7,519,301	\$5,446,385	\$58,348,543
142 DIRECCION DE RECURSOS HUMANOS	\$40,358,277	-\$3,050,146	\$37,308,131	\$1,717,308	\$1,702,587	\$35,590,823
143 DIRECCION DE EVENTOS GENERALES	\$5,317,177	\$35,942	\$5,353,119	\$678,969	\$668,226	\$4,674,150
144 DIRECCION DE RECURSOS MATERIALES Y SUMINISTROS	\$4,635,138	\$0	\$4,635,138	\$521,055	\$460,393	\$4,114,083
145 DIRECCION DE PATRIMONIO MUNICIPAL	\$570,935	\$0	\$570,935	\$209,928	\$206,972	\$361,007
151 DESPACHO DE LA TESORERIA MUNICIPAL	\$124,707,015	\$103,252	\$124,810,267	\$32,611,514	\$25,811,869	\$92,198,753
152 DIRECCION DE INGRESOS	\$9,305,128	\$238,762	\$9,543,891	\$2,851,658	\$2,776,559	\$6,692,232
153 DIRECCION DE EGRESOS	\$2,089,679	\$8,980	\$2,098,659	\$526,810	\$523,519	\$1,571,849
154 DIRECCION DE CONTROL PRESUPUESTAL	\$2,453,755	-\$24,031	\$2,429,724	\$469,278	\$460,884	\$1,960,446
155 DIRECCION DE CONTABILIDAD	\$2,771,043	\$116,563	\$2,887,606	\$762,526	\$734,597	\$2,125,079
156 DIRECCION DE CATASTRO	\$3,333,982	\$13,205	\$3,347,187	\$668,992	\$666,111	\$2,678,195
157 DIRECCION DE ZOFEMAT	\$6,236,873	-\$103,122	\$6,133,750	\$1,244,175	\$1,243,140	\$4,889,575
158 DIRECCION DE SISTEMAS	\$12,552,797	-\$191,453	\$12,361,344	\$683,340	\$672,800	\$11,678,004
161 CONTRALORIA MUNICIPAL	\$5,601,665	\$134,914	\$5,736,580	\$1,570,761	\$1,557,902	\$4,165,819
171 SUBDIRECCION DE DESARROLLO SOCIAL	\$16,666,333	\$387,513	\$17,053,846	\$2,517,951	\$2,478,653	\$14,535,895
172 SUBDIRECCION DE EDUCACION	\$3,034,865	-\$17,787	\$3,017,078	\$782,672	\$777,981	\$2,234,406
173 SUBDIRECCION DE SALUD	\$2,684,337	\$23,483	\$2,707,820	\$601,810	\$572,899	\$2,106,010
174 SUBDIRECCION DE CULTURA	\$24,913,061	\$43,326	\$24,956,387	\$9,181,102	\$9,192,610	\$15,775,285
181 SUBDIRECCION DE DESARROLLO URBANO	\$13,076,728	\$101,304	\$13,178,032	\$1,238,031	\$1,213,987	\$11,940,001
182 SUBDIRECCION DE ECOLOGIA	\$6,102,541	-\$25,929	\$6,076,613	\$1,111,413	\$1,109,446	\$4,965,200
183 SUBDIRECCION DE CAMAR	\$4,220,158	\$3,307	\$4,223,465	\$842,709	\$820,246	\$3,380,756
191 SUBDIRECCION DE TURISMO	\$3,570,740	-\$75	\$3,570,665	\$824,461	\$815,449	\$2,746,204
192 SUBDIRECCION DE DESARROLLO ECONOMICO	\$19,000,279	\$401,425	\$19,401,704	\$2,806,342	\$2,768,803	\$16,595,362
120 ORGANISMO DE SECRETARIA GENERAL	\$36,451,131	\$637,411	\$37,088,543	\$8,558,093	\$8,470,071	\$28,530,449
121 DESPACHO DE SECRETARIA GENERAL	\$10,938,340	\$398,050	\$11,336,390	\$2,967,444	\$2,940,896	\$8,368,946
122 DIRECCION DE PROTECCION CIVIL	\$14,805,533	\$64,439	\$14,869,971	\$3,176,727	\$3,150,081	\$11,693,244
123 DIRECCION DE TRANSPORTE MUNICIPAL	\$2,777,902	\$9,105	\$2,787,007	\$661,968	\$659,799	\$2,125,039
124 DIRECCION JURIDICA	\$4,593,098	\$147,959	\$4,741,057	\$990,858	\$981,489	\$3,750,199
125 OFICIAL DEL REGISTRO CIVIL	\$3,336,258	\$17,859	\$3,354,117	\$761,096	\$737,806	\$2,593,021
130 ORGANISMO DIRECCION DE SEGURIDAD PUBLICA Y TRANSITO MUNICIPAL	\$44,679,376	\$475,955	\$45,155,331	\$10,806,838	\$10,573,105	\$34,348,493
131 DIRECCION DE SEGURIDAD PUBLICA Y TRANSITO MUNICIPAL	\$44,679,376	\$475,955	\$45,155,331	\$10,806,838	\$10,573,105	\$34,348,493
140 ORGANISMO DE LA OFICIALIA MAYOR	\$116,670,440	-\$2,935,273	\$113,735,167	\$10,646,561	\$8,484,544	\$103,088,806
141 DESPACHO DE LA OFICIALIA MAYOR	\$65,788,913	\$78,931	\$65,867,844	\$7,519,301	\$5,446,385	\$58,348,543
142 DIRECCION DE RECURSOS HUMANOS	\$40,358,277	-\$3,050,146	\$37,308,131	\$1,717,308	\$1,702,587	\$35,590,823
143 DIRECCION DE EVENTOS GENERALES	\$5,317,177	\$35,942	\$5,353,119	\$678,969	\$668,226	\$4,674,150
144 DIRECCION DE RECURSOS MATERIALES Y SUMINISTROS	\$4,635,138	\$0	\$4,635,138	\$521,055	\$460,393	\$4,114,083
145 DIRECCION DE PATRIMONIO MUNICIPAL	\$570,935	\$0	\$570,935	\$209,928	\$206,972	\$361,007


000055





MUNICIPIO DE COZUMEL
Estado Analítico del Ejercicio del Presupuesto de Egresos
Clasificación Administrativa
Del 1 de Enero al 31 de Marzo de 2018.

Concepto	Egresos					
	Aprobado	Ampliaciones/ (Reducciones)	Modificado	Devengado	Pagado	Subejercicio
	1	2	3 = (1 + 2)	4	5	6 = (3 - 4)
150 ORGANISMO DE TESORERIA MUNICIPAL	\$163,450,272	\$162,156	\$163,612,428	\$39,810,294	\$32,889,480	\$123,794,134
151 DESPACHO DE LA TESORERIA MUNICIPAL	\$124,707,015	\$103,252	\$124,810,267	\$32,611,514	\$25,811,869	\$92,198,753
152 DIRECCION DE INGRESOS	\$9,305,128	\$238,762	\$9,543,891	\$2,851,658	\$2,776,559	\$6,692,232
153 DIRECCION DE EGRESOS	\$2,089,679	\$8,980	\$2,098,659	\$526,810	\$523,519	\$1,571,849
154 DIRECCION DE CONTROL PRESUPUESTAL	\$2,453,755	-\$24,031	\$2,429,724	\$469,278	\$460,884	\$1,960,446
155 DIRECCION DE CONTABILIDAD	\$2,771,043	\$116,563	\$2,887,606	\$762,526	\$734,597	\$2,125,079
156 DIRECCION DE CATASTRO	\$3,333,982	\$13,205	\$3,347,187	\$668,992	\$666,111	\$2,678,195
157 DIRECCION DE ZOFEMAT	\$6,236,873	-\$103,122	\$6,133,750	\$1,244,175	\$1,243,140	\$4,889,575
158 DIRECCION DE SISTEMAS	\$12,552,797	-\$191,453	\$12,361,344	\$683,340	\$672,800	\$11,678,004
160 ORGANISMO DE LA CONTRALORIA MUNICIPAL	\$5,601,665	\$134,914	\$5,736,580	\$1,570,761	\$1,557,902	\$4,165,819
161 CONTRALORIA MUNICIPAL	\$5,601,665	\$134,914	\$5,736,580	\$1,570,761	\$1,557,902	\$4,165,819
170 DIRECCION DE DESARROLLO SOCIAL	\$47,298,596	\$436,536	\$47,735,131	\$13,083,535	\$13,022,143	\$34,651,596
171 SUBDIRECCION DE DESARROLLO SOCIAL	\$16,666,333	\$387,513	\$17,053,846	\$2,517,951	\$2,478,653	\$14,535,895
172 SUBDIRECCION DE EDUCACION	\$3,034,865	-\$17,787	\$3,017,078	\$782,672	\$777,981	\$2,234,406
173 SUBDIRECCION DE SALUD	\$2,684,337	\$23,483	\$2,707,820	\$601,810	\$572,899	\$2,106,010
174 SUBDIRECCION DE CULTURA	\$24,913,061	\$43,326	\$24,956,387	\$9,181,102	\$9,192,610	\$15,775,285
180 DIRECCION DE DESARROLLO URBANO Y ECOLOGIA	\$23,399,427	\$78,683	\$23,478,110	\$3,192,153	\$3,143,679	\$20,285,957
181 SUBDIRECCION DE DESARROLLO URBANO	\$13,076,728	\$101,304	\$13,178,032	\$1,236,031	\$1,213,987	\$11,940,001
182 SUBDIRECCION DE ECOLOGIA	\$6,102,541	-\$25,929	\$6,076,613	\$1,111,413	\$1,109,446	\$4,965,200
183 SUBDIRECCION DE CAMAR	\$4,220,158	\$3,307	\$4,223,465	\$842,709	\$820,246	\$3,380,756
190 DIRECCION DE TURISMO Y DESARROLLO ECONOMICO	\$22,571,019	\$401,350	\$22,972,369	\$3,630,803	\$3,604,252	\$19,341,567
191 SUBDIRECCION DE TURISMO	\$3,570,740	-\$75	\$3,570,665	\$824,461	\$815,449	\$2,746,204
192 SUBDIRECCION DE DESARROLLO ECONOMICO	\$19,000,279	\$401,425	\$19,401,704	\$2,806,342	\$2,788,803	\$16,595,362
200 DIRECCION DE SERVICIOS PUBLICOS Y URBANOS	\$119,890,594	\$206,551	\$119,897,145	\$15,394,199	\$14,979,574	\$104,502,947
201 SUBDIRECCION DE SERVICIOS PUBLICOS	\$45,302,762	-\$178,700	\$45,124,062	\$8,921,014	\$8,759,211	\$36,203,047
202 SUBDIRECCION DE SERVICIOS URBANOS	\$3,086,465	\$21,965	\$3,108,430	\$632,900	\$624,681	\$2,475,530
211 SUBDIRECCION DE DEPORTES	\$20,671,231	\$162,207	\$20,833,438	\$3,521,590	\$3,464,445	\$17,311,848
212 SUBDIRECCION DE ATENCION A LA JUVENTUD	\$2,849,296	\$59,943	\$2,909,238	\$683,791	\$675,994	\$2,225,447
221 DESPACHO DE OBRAS PUBLICAS	\$47,780,840	\$141,136	\$47,921,977	\$1,634,903	\$1,455,243	\$46,287,074
210 DIRECCION DE DEPORTE Y ATENCION A LA JUVENTUD	\$23,520,527	\$222,150	\$23,742,676	\$4,205,381	\$4,140,440	\$19,537,295
211 SUBDIRECCION DE DEPORTES	\$20,671,231	\$162,207	\$20,833,438	\$3,521,590	\$3,464,445	\$17,311,848
212 SUBDIRECCION DE ATENCION A LA JUVENTUD	\$2,849,296	\$59,943	\$2,909,238	\$683,791	\$675,994	\$2,225,447
220 DIRECCION DE OBRAS PUBLICAS	\$47,780,840	\$141,136	\$47,921,977	\$1,634,903	\$1,455,243	\$46,287,074
221 DESPACHO DE OBRAS PUBLICAS	\$47,780,840	\$141,136	\$47,921,977	\$1,634,903	\$1,455,243	\$46,287,074
Total del Gasto	\$1,142,910,195	-\$244,982	\$1,142,665,213	\$210,297,065	\$190,431,557	\$932,368,149


C. PERLA CRESCENCIN TUN PECH
PRESIDENTE MUNICIPAL


C. IRMA NOEMI TUN CELIS
TESORERA MUNICIPAL


C. FIDENCIO BALAM PUC
SINDICO MUNICIPAL


C. ADRIANA ARIANE MONTERO
DIRECTORA DE CONTABILIDAD MUNICIPAL

000054